


GENERAL READING AND ACTIVITY GUIDE



READ TOGETHER

Reading aloud with children builds their key language and literacy skills while connecting through a story. This shared experience ignites children's imaginations, helps them build a greater understanding of the world, and cultivates a lifelong love of reading.

Here are some tips for making the most of story time:

- Hold the book so that children can easily see the cover and the illustrations.
- Make a few comments about the illustration on the cover and note the author and illustrator.
- Show excitement and read expressively.
- Listen for children's comments or questions, and respond briefly to confirm or clarify.
- Provide information to extend the child's understanding of the story.
- Have fun!


BUILD VOCABULARY

Providing a simple explanation of words that a child may not be familiar with can help build their language skills. You can describe the meaning of a word, point to an illustration, or use your tone of voice to convey the word's meaning.

Here are some words to talk about while you read *Piper Chen Sings*:

- Twirl:** to spin in circles
- Tune:** song
- Orchestra:** a big team of musicians who play different instruments together to create beautiful music
- Whistle:** a sound produced by forcing breath between lips
- Focused:** paying close attention to one thing without getting distracted
- Chorus:** a group of singers
- Vibrating:** when something shakes or wiggles rapidly
- Solo:** a single voice singing
- Recital:** a public show where people perform what they've been practicing
- Reflection:** the production of an image as if by a mirror

GENERAL READING AND ACTIVITY GUIDE



DRAW YOUR HÚDIÉ (BUTTERFLIES)

Naming feelings and emotions is a foundational social-emotional skill. Open the book to the page where Piper stands on the stage and says hi to the húdié. Invite the child you are with to draw a picture of a time when they felt a sense of nervousness, uncertainty, or excitement. Children could draw an event that has already happened or something they wonder about in the future. Talk together about their mix of emotions and label them. Notice what the child did to navigate their emotions or discuss strategies they might try next time.

FAMILY PICTURE FRAMES

Piper has a beautiful relationship with her nai nai (grandmother) that empowers her to conquer her fears. Help children make and decorate a picture frame using popsicle sticks. Attach a family picture or invite children to draw a family picture to add to their frame. Talk with children about the people in their families who make them feel capable of conquering their fears.




PAPER BUTTERFLIES

Using colorful paper, glue, scissors, pipe cleaners, and a stencil, help children create and decorate paper butterflies. Ask children, “What are some things that make you feel like there are butterflies in your stomach?” Validate their emotions and experiences while discussing how the child navigated them.



GENERAL READING AND ACTIVITY GUIDE



PRETZEL BUTTERFLIES

Help children create and decorate butterflies that they can then enjoy as a snack. Using snack items such as regular or yogurt-covered pretzels for butterfly wings and antennae, add other snack items to create colorful butterfly snacks. You may include food such as apple slices, bananas, raisins, carrots, celery, and nut or seed butter. As the child selects and arranges the food into designs for the butterfly's wings, invite them to make the wings symmetrical, like butterflies in nature. They may put a grape on one side and then match a grape on the other like a reflection in a mirror. Notice how each butterfly they create is unique and beautiful.

KARAOKE

Turn on some kid-friendly music for you and the children to sing and dance to! Then, break out a hairbrush or broom and ask kids to get creative with their microphones.



FURTHER READING OPTIONS

Books About Being Afraid:

- 🐛 *B Is for Breathe: The ABCs of Coping with Fussy and Frustrating Feelings* by Dr. Melissa Munro Boyd
- 🐛 *My Mind is a Mountain* by Cindy Montenegro
- 🐛 *My Monster and Me* by Nadiya Hussain
- 🐛 *As Brave as a Lion* by Erika Meza
- 🐛 *Jabari Jumps* by Gaia Cornwall


Books About Performing:

- 🐛 *Etta Extraordinaire* by Roda Ahmed and Charnaie Gordon
- 🐛 *Danbi Leads the School Parade* by Anna Kim
- 🐛 *Timid* by Harry Woodgate
- 🐛 *Teo's Tutu* by Maryann Jacob Macias
- 🐛 *Finding My Dance* by Ria Thundercloud

Books to Learn About Chinese Culture:

- 🐛 *Amy Wu and the Ribbon Dance* by Kat Zhang
- 🐛 *Grumpy New Year* by Katrina Moore
- 🐛 *Scroll* by Hui Li
- 🐛 *Ten Blocks to the Big Wok* by Ying-Hwa Hu

GENERAL READING AND ACTIVITY GUIDE



BUTTERFLY BOX BREATHING

When you're feeling nervous, try saying "hello" to the butterflies in your belly. Then use your finger to trace the butterfly paths. Breathe in for a count of four, hold for a count of four, breathe out for a count of four, pause for a count of four.

